

# English without Frontiers

Teaching English as a Foreign Language  
to Adult Learners with Intellectual Disabilities or  
Learning Difficulties

## Unit 7: Going Shopping

Liesbeth Pyfers & Ivor Timmis

*in co-operation with*

Nicole Dennis, Beate Dietman,  
Beatrix Eder-Gregor, Marika Hass,  
Lothar Heusohn, Raija Hiivala,  
Minna Kuokkanen, Marjatta Morin,  
Andrea Richter, Franz Schweitzer,  
Küllike Sillapuu, Johanna Wennerström

&

*the Inc.Theatre ensemble, London:*

Cynthia Bowling, Kim Byrne, Roy Gilbert,  
Katherine Gordon (Support Worker),  
Antony Howell, David Kaye,  
Claire MacCalman, Ellie Mason,  
Lucy Meah, David Munns,  
Maurice O'Connor, Arti Prashar (Director),  
Bob Quinton, Julia Schauerman (Musical Director),  
Claire Taylor (Support Worker)



The *English without Frontiers* curriculum was developed as part of the *Barrier-Free Language Learning* project and was made possible with financial support from the European Commission under the Socrates programme, Lingua Action 2 (<http://eacea.cec.eu.int/index.htm>).

The opinions expressed in this work are the responsibility of the authors and do not necessarily reflect the official policy of the EC.

The Picture Communication Symbols ©1981–2006 are owned by Mayer-Johnson LLC. All Rights Reserved Worldwide. Used with permission.

Photos by Roger Walk, utz+walk information design.

The speakers on the *English without Frontiers* CD-ROM and DVD are the inc.Theatre ensemble – part of Spare Tyre Theatre Company in London: ([www.sparetyretheatrecompany.co.uk](http://www.sparetyretheatrecompany.co.uk))

All rights reserved. No part of this publication may be translated, reproduced or transmitted, in any form or by any means, electronic (CD-ROM, Internet, etc.) or mechanical, including photocopying, recording or any information storage or retrieval system, without prior permission in writing from the publisher. Exceptions to this are the worksheets, Flashcards, dictionary and computer activities; teachers are allowed – and even encouraged – to copy and adapt these to meet the needs of their learners.

**Published in 2007, by**

Sweden: Svefi Academy, Haparanda  
([www.svefi.net](http://www.svefi.net))

Germany: Ulm School of Adult Education, Ulm  
([www.vh-ulm.de](http://www.vh-ulm.de))

Austria: biv integrativ - Akademie für integrative Bildung, Vienna ([www.biv-integrativ.at](http://www.biv-integrativ.at))

Estonia: Astangu Vocational Rehabilitation Centre, Tallinn  
([www.astangu.ee](http://www.astangu.ee))

The Netherlands: Pragma Equal Access, Hoensbroek  
([www.equalaccess.nl](http://www.equalaccess.nl))

**International sales and copyright:**

© Pragma, the Netherlands  
Slakkenstraat 58  
6431 NJ Hoensbroek  
the Netherlands  
[www.equalaccess.nl](http://www.equalaccess.nl)  
[info@equalaccess.nl](mailto:info@equalaccess.nl)

**Website:**

[www.englishwithoutfrontiers.eu](http://www.englishwithoutfrontiers.eu)



# English without Frontiers

## Table of contents

---

### Part I: Methods

- 1. Introduction**
- 2. Methods and Materials**
- 3. Barrier-Free Language Learning: the project**
- 4. DIY: adapting and making materials**
- 5. References**

### Part II: Materials

- 1. My Friends**
- 2. My Family**
- 3. My House**
- 4. My Hobbies**
- 5. Happy Birthday!**
- 6. How are you?**
- 7. Going Shopping**
- 8. Going to a Restaurant**
- 9. Going on Holiday**
- 10. Goodbye and Good Luck!**

# English without Frontiers

## 7. Going Shopping

---

## 7. Going Shopping



### Activities

- 7.1 What do you remember, 1
- 7.2 Now it's your turn, 1
- 7.3. Watch the video, 1
- 7.4 Now it's your turn, 2
- 7.5 Listen to the music
- 7.6 Now it's your turn, 3
- 7.7 Play a game
- 7.8 Now it's your turn, 4
- 7.9 Watch the video, 2
- 7.10 Role play
- 7.11 My dictionary
- 7.12 Read & write
- 7.13 What do you remember, 2

# English without Frontiers

## 7. Going Shopping

---



### 7.1

### What do you remember, 1

#### Objectives

The participants

- re-activate their memories of the previous unit;
- activate their knowledge of this unit's theme;
- make the link from the English words and phrases that they already know, to the English words and phrases that they will learn in this unit.

#### Materials

Flashcards Unit 7  
Flashcards Unit 6  
Flip chart  
Worksheets 7.1

#### Procedure

Ask the participants to tell you what they remember from the previous unit. Ask each participant if s/he remembers his/her 'special word'.

Ask the participants what they think Jill's favourite hobby is? Shopping! Talk with the participants about shopping. Ask them what English words they know, that have to do with shopping (in L1 or in English). Write the words and their translations on the flip chart.

Use the pictures on Worksheet 7.1, to jog the participants memory.

Worksheet 7.1



Worksheet 6.1



Worksheet 7.1





Worksheet 7.1



# English without Frontiers

## 7. Going Shopping

---



### 7.2

### Now it's your turn, 1

#### Objectives

The participants

- are introduced to the key vocabulary of this unit.

#### Materials

Flashcards unit 7: bag, CD, sweater, shoes, money, cash-point  
Worksheet 7.2  
Flip chart

Equipment to project the pictures of worksheet 7.2

#### Procedure

Ask the participants if they know the words for the pictures on the Flashcards. Write the words on the flip chart. Demonstrate and practise the pronunciation of the words.

Say the words in random order and ask the participants to point to the correct picture.

Then, point to a picture and ask the participants to say the word, individually or in choral mode.

#### Variations

Give the participants copies of worksheet 7.2 and ask them to copy the correct word next to each picture.



Worksheet 7.2



.....




.....



.....



.....



.....



.....

# English without Frontiers

## 7. Going Shopping

---



### 7.3

#### Watch the video, 1

#### Objectives

The participants

- watch the video and try to recognize words that they know;
- listen for the gist of the story;
- learn some new words.

#### Materials

Video clips Unit 7, Mike & Jill  
Equipment to play and project the DVD

Objects: a pair of shoes, a sweater, a bag, a CD, a coat, a book.

Worksheets 7.3

#### Procedure

Play the video clips of Mike and Jill, and ask the participants to listen for the words that they have learned in activity 7.2.

Ask them to answer these questions:

Does Jill like shopping?

Does Jill use Euros, dollars or pounds?

Which of the real objects on the table, does she talk about?

Does Mike like shopping?

#### Variations

Together with the participants, reconstruct the English texts (and/or the translations) on the flip chart.

Jill:

Hi, how are you?  
It's good to see you again!

Today, I'm going shopping.  
I love shopping,  
it's my favourite hobby!

But first, I am going to a cash point,  
to get some money.  
In England, we say money, or cash.  
Or we say: pounds.  
One pound is one hundred pence.

I always look for the price,  
before I buy something.  
Or I ask: how much is this?  
If it's too expensive, I don't buy it.

Today, I'm going to the supermarket  
and the chemist.  
And then I'm going shopping for clothes.  
I don't really need any new clothes,  
I just like shopping!

Maybe I'll see some very cheap shoes,  
or a sweater that's not very expensive,  
or a new bag, or ....

Worksheet 7.3, Mike

Mike:

I'm sorry,  
but I don't like shopping, at all!  
I hate shopping!

And I'm NOT going shopping with Jill.

I'm just going to the music store,  
to buy a new CD.  
That's all.

# English without Frontiers

## 7. Going Shopping

---



### 7.4

### Now it's your turn, 2

#### Objectives

The participants

- practise using numbers;
- learn the words 'cheap', 'expensive', and 'price';
- familiarize themselves with British currency.

#### Materials

Worksheet 7.4a, b  
Equipment to project worksheets 7.4a, b  
Flashcards "Numbers" (Unit 2)

#### Procedure

Use the flashcards to rehearse the English words for numbers.

Show the pictures on worksheet 7.4a. Check that the participants remember the words for all the pictures. Ask them what the numbers are next to the pictures (the price). Point to one of the pictures, and ask in L1 if this is cheap or expensive. When they say the word in L1, give them the English equivalent: cheap, or expensive. Repeat the procedure for the other word. Point to each of the pictures, and ask the participants to say 'cheap' or 'expensive'.

Point to the picture of the CD and ask 'How much is this CD?' The participants answer by saying the price (in English or L1). Repeat this for the other pictures.

Then, change roles: one of the participants asks the question, you answer. Or: participants ask each other a question, in turn.

#### Variations

\*\*\* You can model more elaborate answers, e.g. "I don't know", "It's very expensive", "It's very cheap", etc.

Use real money (UK currency if possible) or the pictures on worksheet 7.4b and discuss English currency: names, values, conversion rates.

#### Tips

An on-line currency converter can be found on: <http://www.x-rates.com/calculator.html>

Worksheet 7.4a

€200



€5



€80



€40



Worksheet 7.4a

€19



€3



€9



€2



## Worksheet 7.4b: English money





# English without Frontiers

## 7. Going Shopping

---



### 7.5

### Listen to the music

#### Objectives

The participants

- have some fun and relax;
- practise some more money vocabulary.

#### Materials

“Money, money, money” by Abba  
Worksheet 7.5 (Lyrics)

Equipment to play the mp3 or CD

#### Procedure

Play the song and ask the participants to guess the title. Play the song again and ask them to raise their hand when they hear the line ‘It’s a rich man’s world’. What does this mean?

Ask the participants these questions:

- Do you think it is a happy or a sad song?
- Do you like the song?

#### Alternatives

Give the participants a copy of the lyrics or project the lyrics so that everyone can read them. Play the song again, so that the participants can see the text while they listen to the song. Point to the line that is being sung, or ask one of the participants to point to do this for you.

Afterwards, mark the words that the participants recognize, or want to learn.

#### Tips

An mp3 file of the song can be purchased legally from sites like: <http://www.emusic.com> , and <http://www.iTunes.com>.

Worksheet 7.5: Money, Money, Money, by Abba

I work all night, I work all day, to pay the bills I have to pay  
Ain't it sad  
And still there never seems to be a single penny left for me  
That's too bad  
In my dreams I have a plan  
If I got me a wealthy man  
I wouldn't have to work at all, I'd fool around and have a ball

Money, money, money  
Must be funny  
In the rich man's world  
Money, money, money  
Always sunny  
In the rich man's world  
Aha-ahaaa  
All the things I could do  
If I had a little money  
It's a rich man's world

A man like that is hard to find but I can't get him off my mind  
Ain't it sad  
And if he happens to be free I bet he wouldn't fancy me  
That's too bad  
So I must leave, I'll have to go  
To Las Vegas or Monaco  
And win a fortune in a game, my life will never be the same

Money, money, money  
Must be funny  
In the rich man's world  
Money, money, money  
Always sunny  
In the rich man's world  
Aha-ahaaa  
All the things I could do  
If I had a little money  
It's a rich man's world

Money, money, money  
Must be funny  
In the rich man's world  
Money, money, money  
Always sunny  
In the rich man's world  
Aha-ahaaa  
All the things I could do  
If I had a little money  
It's a rich man's world  
It's a rich man's world

# English without Frontiers

## 7. Going Shopping

---



### 7.6

### Now it's your turn, 3

#### Objectives

The participants

- learn words for different shops;
- learn words for items they can buy.

#### Materials

Worksheet 7.6a and b

Equipment to project the pictures on worksheet 7.6

#### Procedure

Show the pictures on worksheet 7.6a. What shops are these? What can you buy there? Do they know the English names of these shops?

Demonstrate and practise the names of the 3 shops: post office, super market, chemist.

Show the pictures on worksheet 7.6b. Point to a picture and ask the participants: 'where can I buy this?'. They answer 'in the supermarket', 'in the post office' etc.

Then reverse the procedure: "At the chemist, I can buy ..." and ask the participants to point to a picture or to say the name of an object that you can buy at the chemist's.

#### Variations

\*\*\* Play "I am going on holiday and I am taking with me .. ", but make it fit the shopping context: "I am going shopping, and I am going to buy ...". Each participant repeats the list and adds an item.

To make it easier for the participants, you can say the sentence, so that they only have to say the words for the items on the shopping list: 'a CD', 'a CD and a sweater', 'a CD, a sweater, and a book', etc.

Worksheet 7.6a



Worksheet 7.6a






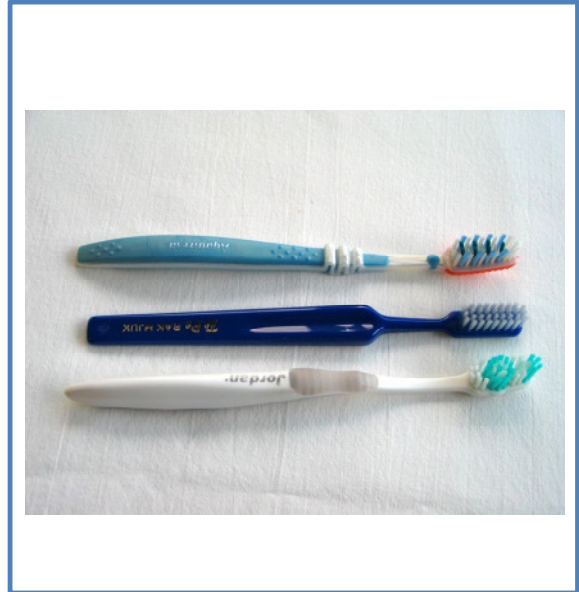
Worksheet 7.6a



Worksheet 7.6a



Worksheet 7.6b





Worksheet 7.6b



# English without Frontiers

## 7. Going Shopping

---



### 7.7

#### Play a game

##### Objectives

The participants

- relax while they rehearse this unit's vocabulary.

##### Materials

Flashcards Unit 7 or objects

A cloth

Flip chart

##### Procedure

Play "Kim's game" with objects or the flashcards of this unit: put 3 (or 4, 5) objects or flashcards (picture side up, or word side up) so that all participants can see them.

Cover the objects or cards with a cloth, count to 10 (or 5) and ask the participants if they remember what is under the cloth. They should try to say the words in English; if they say them in L1, ask other participants if they know the English word.

Write the words on the flip chart, remove the cloth and check for any mistakes.

##### Variations

To make this activity more challenging, you can divide the group into two teams who compete against each other. Correct words in L1: 1 point. Correct words in English: 2 points.

# English without Frontiers

## 7. Going Shopping

---



### 7.8

### Now it's your turn, 4

#### Objectives

The participants

- practise phrases they can use while shopping.

#### Materials

Flashcards Unit 7, objects  
Flashcards of other units, with objects

\*\*\* Flashcards 'colours'

#### Procedure

Give each participant an object or a picture of an object (worksheet 7.6b, or flashcards).

Then, say each of the words in a sentence (e.g. : "I am looking for a .... stamp", "I want to buy a CD"). When a participant hears 'his/her' words, s/he raises the card and/or says the word.

Put the flashcards in a pile (picture side up, or word side up). Pick a card, and model the sentence:

"I want to buy a ...." (CD, or book, or ..).

Ask each participant in turn to take a card and to say the sentence.

Do the same with: "I am looking for ...", and "How much is this ....?".

#### Variations

\*\*\* allow participants to improvise: "I don't want to buy a ...", "I am looking for a blue sweater", etc. ..

\*\*\* teach the English words for colours to the participants (Flashcards 'colours'. Then, model and practise the use of the colour-words in sentences: "I want a blue sweater". "I want a yellow book".

\*\*\* practise the colour words in a game of "I spy with my little eye"; e.g.: "I spy with my little eye ... something blue", etc.

# English without Frontiers

## 7. Going Shopping

---



### 7.9 Watch the video, 2

|            |   |
|------------|---|
| Objectives | The participants <ul style="list-style-type: none"><li>learn to understand and respond to questions about shopping.</li></ul>   |
| Materials  | Video clips Unit 7: 1-5 (*), and/or 6-10 (***)<br>Worksheets 7.9a-b<br>Equipment to play and project the DVD<br>Flip chart  |
| Procedure  | <p>Write the following words on the flip chart in random order: supermarket, chemist, cash point, shoes, sweater, jeans. Play the video clips 7a one by one and stop after each clip to ask the participants which of the words on the chart they heard. Play the clips again one by one and stop after each clip to answer the speaker's question yourself. Play the clips one more time and ask the participants to answer the speaker's questions.</p> <p>*** Video clips 6-10. Tape the pictures of the various shops (worksheets 7.6a) on the board, and/or write the following words on the flip chart, in random order: chemist, bakery, bookshop, supermarket, post office. Play the video clips one by one, and ask the participants to solve the 'riddles'. You can make this activity more challenging, by making it a competition between 2 teams: which team knows most answers?</p> |
| Variations | <p>Give the participants worksheet 7.9a or b, and play the video clips in random order. After each clip, ask the participants the number of the corresponding clip.</p> <p>*** Give the participants worksheet 7.9a or b. Ask a participant to read the script, then play the video. Do they sound the same? Help the participants improve their pronunciation and/or intonation.</p>   |

1. I'm going to the store,  
to buy new shoes.  
Do you need new shoes?
  
2. I'm going to the store,  
to buy new jeans.  
Do you need new jeans?
  
3. I'm going to the store,  
to buy a new sweater.  
Do you need a new sweater?
  
4. I'm going to the supermarket.  
Do you need anything?
  
5. I'm going to a cash-point.  
Do you need any money?

6. In this shop,  
you can buy toothpaste,  
shampoo, and soap.  
Do you know what shop this is?
  
7. In this shop,  
you can buy bread  
and cake and cookies.  
Do you know what shop this is?
  
8. This is not really a shop.  
But you can buy stamps  
and postcards, here.  
Do you know what this is?
  
9. Hello, in this shop,  
you can buy apples,  
and milk, and many other things.  
Do you know what shop this is?
  
10. In this shop,  
you can buy books,  
postcards and magazines.  
Do you know what shop this is?

# English without Frontiers

## 7. Going Shopping

---



### 7.10

### Role play

#### Objectives

The participants

- practise using this unit's vocabulary and phrases in a realistic context.

#### Materials

A selection of common objects you would find in a supermarket  
e.g. coffee, tea, washing powder etc

Optional: a video camera

#### Procedure

Put the objects in various places in the classroom. Use body language to show that you are looking for something and ask: "Excuse me, I'm looking for coffee". The participants point to where it is.

Repeat this a number of times. Then, let each of the participants ask a question.

#### Variations

\*\*\* Use props to create a 'shop'. Ask a volunteer to be the shopkeeper. The other participants can be customers, looking for an object, asking for the price, paying, etc. If you don't have props for objects that the customers can ask for, use the flashcards of this unit and of previous units, instead.

# English without Frontiers

## 7. Going Shopping

---



### 7.11

### My dictionary

#### Objectives

The participants

- use their dictionaries to find words that have to do with shopping.

#### Materials

The participants' dictionaries

Flip chart

\*\*\* PowerPoint: Talking dictionary unit 7, + the equipment to play and project the PowerPoint file.

#### Procedure

Ask the participants to find in the dictionary things they could buy in particular shops, e.g. the post office.

Ask the participants to make a list of all the things in the dictionary they could buy if they had 100 Euros to spend.

Write the responses of the participants on the flip chart and discuss them.

#### Variations

Ask the participants what personal words they want to add, to their dictionary. Participants can write the words in their printed dictionary and add personal drawings.

\*\*\* Play the PowerPoint 'Talking Dictionary', for Unit 7. Ask the participants to find the correct word, in their dictionary. Ask them to say the word (individually, or all together). Then, play the video so they can hear the correct word. If necessary, play the video a number of times and ask the participants to repeat after the video (individually, or all together).

#### Tips

If you are using the 'Print your own' dictionary, the participants (or the teacher) can enter the personal words in the Word file, add pictures, and print the new pages.



# English without Frontiers

## 7. Going Shopping

---



### 7.12

### Read & write

#### Objectives

The participants

- practise reading and writing English.

#### Materials

Worksheets 7.12 a-e

#### Procedure

Select the worksheet(s) that are appropriate for your participants, and make copies for all participants.

Explain to the participants what they have to do and ask them to complete the worksheet(s) either in class, or as homework. When all participants have completed the worksheets, discuss the answers with them.

#### Variations

The participants complete the worksheets at home, as homework. You discuss them during the next session.



.....




.....



.....



.....



.....



.....

Worksheet 7.12b What size?



.....



.....

small

medium

large

X-large

XXX-large



.....



.....



.....

Worksheet 7.12c What colour?



a ..... bag



a ..... sweater



a ..... bag



a ..... sweater



a ..... bag



a ..... sweater



a ..... bag



a ..... sweater



a ..... bag



a ..... sweater

# My shopping list

|  |  |
|--|--|
|  |  |
|  |  |
|  |  |
|  |  |
|  |  |
|  |  |
|  |  |
|  |  |

Find the words!

|   |   |   |   |   |   |   |   |   |   |
|---|---|---|---|---|---|---|---|---|---|
| b | y | b | a | g | c | i | n | g | s |
| s | w | e | a | t | e | r | a | n | o |
| u | b | o | s | h | o | p | m | h | u |
| p | o | s | t | o | f | f | i | c | e |
| e | w | s | c | a | s | h | g | z | x |
| r | e | d | o | p | c | s | i | c | a |
| m | o | n | e | y | a | l | l | o | f |
| a | l | e | c | h | e | m | i | s | t |
| r | o | b | u | y | d | p | i | g | x |
| k | h | i | d | r | p | a | y | v | z |
| e | x | p | e | n | s | i | v | e | p |
| t | r | o | s | t | a | m | p | n | d |
| c | h | e | a | p | i | s | i | o | n |
| b | e | k | b | l | u | e | n | g | y |
| j | i | l | l | a | m | e | k | l | o |
| o | w | c | y | e | l | l | o | w | a |

# English without Frontiers

## 7. Going Shopping

---



### 7.13

### What do you remember, 2

#### Objectives

The participants

- rehearse and consolidate what they've learned in this unit;
- learn to answer questions, in English.

#### Materials

Flashcards Unit 7

Talking Dictionary, Unit 7 (PowerPoint)

Multiple Choice, Unit 7 (PowerPoint)

Equipment to play and project the PowerPoint files

#### Procedure

Use the Flashcards, the Talking Dictionary and the Multiple Choice questions to test and rehearse this unit's vocabulary.

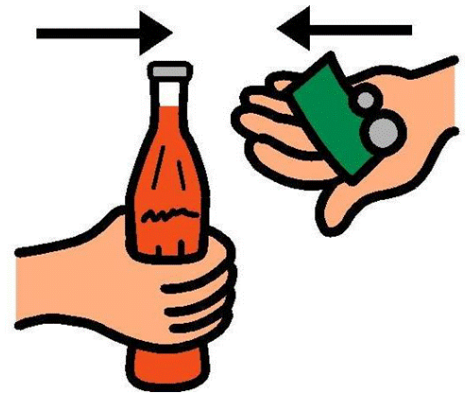
Ask the participants if they remember their words / phrases from the previous lessons. Ask them, to pick a word from this lesson, to remember for next time. Ask them to write the word in their dictionary, or write it for them.

#### Variations

\*\*\* Use the Flashcards, the Talking Dictionary and the Multiple Choice questions of all previous Units.

baġ

by



cash point

CD






chemist



cheap



excuse me!



Euro





expensive

how much?




look for

money



need



pay



please



shoes




shop



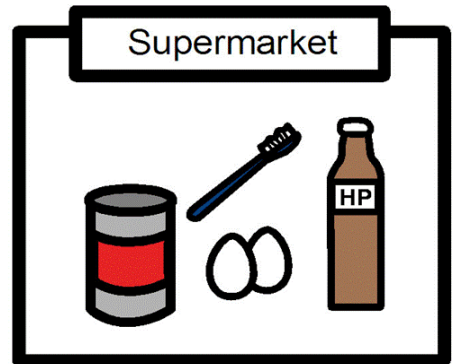
sweater



stamp



supermarket



thank you!

