

English without Frontiers

Teaching English as a Foreign Language
to Adult Learners with Intellectual Disabilities or
Learning Difficulties

Unit 5: Happy Birthday!

Liesbeth Pyfers & Ivor Timmis

in co-operation with

Nicole Dennis, Beate Dietman,
Beatrix Eder-Gregor, Marika Hass,
Lothar Heusohn, Raija Hiivala,
Minna Kuokkanen, Marjatta Morin,
Andrea Richter, Franz Schweitzer,
Küllike Sillapuu, Johanna Wennerström

&

the Inc.Theatre ensemble, London:

Cynthia Bowling, Kim Byrne, Roy Gilbert,
Katherine Gordon (Support Worker),
Antony Howell, David Kaye,
Claire MacCalman, Ellie Mason,
Lucy Meah, David Munns,
Maurice O'Connor, Arti Prashar (Director),
Bob Quinton, Julia Schauerman (Musical Director),
Claire Taylor (Support Worker)



The *English without Frontiers* curriculum was developed as part of the *Barrier-Free Language Learning* project and was made possible with financial support from the European Commission under the Socrates programme, Lingua Action 2 (<http://eacea.cec.eu.int/index.htm>).

The opinions expressed in this work are the responsibility of the authors and do not necessarily reflect the official policy of the EC.

The Picture Communication Symbols ©1981–2006 are owned by Mayer-Johnson LLC. All Rights Reserved Worldwide. Used with permission.

Photos by Roger Walk, utz+walk information design.

The speakers on the *English without Frontiers* CD-ROM and DVD are the inc.Theatre ensemble – part of Spare Tyre Theatre Company in London: (www.sparetyretheatrecompany.co.uk)

All rights reserved. No part of this publication may be translated, reproduced or transmitted, in any form or by any means, electronic (CD-ROM, Internet, etc.) or mechanical, including photocopying, recording or any information storage or retrieval system, without prior permission in writing from the publisher. Exceptions to this are the worksheets, Flashcards, dictionary and computer activities; teachers are allowed – and even encouraged – to copy and adapt these to meet the needs of their learners.

Published in 2007, by

Sweden: Svefi Academy, Haparanda
(www.svefi.net)

Germany: Ulm School of Adult Education, Ulm
(www.vh-ulm.de)

Austria: biv integrativ - Akademie für integrative Bildung, Vienna (www.biv-integrativ.at)

Estonia: Astangu Vocational Rehabilitation Centre, Tallinn
(www.astangu.ee)

The Netherlands: Pragma Equal Access, Hoensbroek
(www.equalaccess.nl)

International sales and copyright:

© Pragma, the Netherlands
Slakkenstraat 58
6431 NJ Hoensbroek
the Netherlands
www.equalaccess.nl
info@equalaccess.nl

Website:

www.englishwithoutfrontiers.eu

English without Frontiers

Table of contents

Part I: Methods

- 1. Introduction**
- 2. Methods and Materials**
- 3. Barrier-Free Language Learning: the project**
- 4. DIY: adapting and making materials**
- 5. References**

Part II: Materials

- 1. My Friends**
- 2. My Family**
- 3. My House**
- 4. My Hobbies**
- 5. Happy Birthday!**
- 6. How are you?**
- 7. Going Shopping**
- 8. Going to a Restaurant**
- 9. Going on Holiday**
- 10. Goodbye and Good Luck!**

English without Frontiers

5. Happy Birthday!

5. Happy Birthday!



Activities

- 5.1 What do you remember, 1
- 5.2 Watch the video, 1
- 5.3 Now it's your turn, 1
- 5.4 Listen to the music
- 5.5 Now it's your turn, 2
- 5.6 My dictionary
- 5.7 Now it's your turn, 3
- 5.8 Now it's your turn, 4
- 5.9 Watch the video, 2
- 5.10 Role play
- 5.11 Read & write
- 5.12 Play a game
- 5.13 What do you remember, 2

English without Frontiers

5. Happy Birthday!



5.1 What do you remember, 1

Objectives

The participants

- re-activate their memories of the previous unit;
- activate their knowledge of this unit's theme;
- make the link from the English words and phrases that they already know, to the English words and phrases that they will learn in this unit.

Materials

Flashcards Unit 4
Flashcards Unit 5

Worksheets 5.1

Procedure

Ask the participants to tell you what they remember from the previous unit. What words and phrases do they remember? Ask each participant if s/he remembers his/her 'special word'. Use the Flashcards to help the participants remember.

Ask the participants when their birthday is. Ask them how they celebrate their birthday. Do they get presents? Do they have a party? Tell them that Mike is going to have his birthday. Ask the participants to predict, what Mike will do on his birthday. Ask them to predict, what present Jill will give to Mike.

Ask the participants if they know any English words (or songs!) that have to do with birthdays.

Use the photos on the worksheets 5.1 to jog their memory.

Write the English words and their translations on the flip chart.


Worksheet 5.1





English without Frontiers

5. Happy Birthday!



5.2 Watch the video, 1

Objectives	<p>The participants</p> <ul style="list-style-type: none">• watch the video and try to recognize words that they know;• learn some new words.
Materials	<p>Video clips of Unit 5, Mike and Jill Equipment to play and project the DVD Flip chart</p> <p>Worksheets 5.2</p>
Procedure	<p>Play the video, and ask the participants to listen for the words on the flip chart.</p> <p>After they've seen the video, ask the participants what words they recognized. Check the words that they heard on the flip chart, and add new words to the list. Ask the participants, what they think Mike and Jill say in the video.</p> <p>Play the video clip again.</p>
Variations	<p>Show the English text of the video and ask the participants to help you write the translation on the flip chart.</p>

Mike:

Hi, guess what?

I'm going to have a party!

It's for my birthday.

It's going to be on a Saturday,
next month.

I'm going to invite all my friends.

We're going to listen to music,

And we're going to sing and dance.

Of course,

there'll be lots of things to eat, too!

Cake, crisps, hot dogs:

all my favourite things!

I hope I'll get lots of presents.

I love presents!

Jill:

Hi!

Mike's going to have a party, next month.

I'm going to buy a birthday card for him,
and a present.

I'm going to give him a poster,
for his apartment.

It's a photo of our band: "The Fantastics" { .

Mike's playing the guitar,

Peter's playing the drums,

And I'm in the middle, singing.

I know Mike will like the poster.

He can put it in his new room.

But don't tell him,

It's a secret!

English without Frontiers


5. Happy Birthday!




5.3

Now it's your turn, 1


Objectives	Participants practise saying the social routines: 'yes please', and 'no, thank you'.
Materials	Worksheet 5.3a Worksheet 5.3b – cut into separate pictures A box Flip chart
Procedure	<p>Ask participants what food they like to eat at a party. They can use their dictionaries, or they can say the words in L1, and you translate.</p> <p>Write all the words on the flip chart.</p> <p>Cut out the pictures on worksheet 5.3b or use other pictures of food and drink.</p> <p>Pick a card from the box, and call out "I like " (the food or drink that is on the picture". Take the next picture, and call out 'I DON'T like ...".</p> <p>Divide the class into two groups: group a will call: "I like ..," group b will call : "I don't like .."</p> <p>Pick out cards from the box, show them to the participants, and point to group a (I like ..), or group b (I don't like ...).</p> <p>Then, take a card from the box, and point to an individual participant. Ask the participant whether s/he wants what's on the picture: "Do you want beer?" Help the participant to answer 'YES please!' or "Yes please, I LIKE beer", or "NO thank you, I DON'T like beer". If a participant says yes please, give him/her the picture. If a participant says 'no thank you', ask the next participant.</p> <p>Continue until there are no more cards in the box.</p>
Variations	*** Help the participants to add 'very' and 'not at all' to their sentences: "No I don't like beer, at all" , "Yes, I like pizza, very much!"
Tips	More copyright-free pictures can be found on: http://commons.wikimedia.org





I like it very much



I like it



I don't like it



I don't like it at all

Worksheet 5.3b



Worksheet 5.3b



Worksheet 5.3b



English without Frontiers

5. Happy Birthday!



5.4

Listen to the music

Objectives

The participants

- listen to and sing along with the "Happy Birthday" song.

Materials

The "Happy Birthday" song
Equipment to play the song

Procedure

Play the song and ask the participants to sing along.

Variations

Use other sing-a-long songs:

- "For he's a jolly good fellow"
- "Jingle Bells"

Tips

Different 'Happy Birthday' songs can be purchased legally from sites like: <http://www.emusic.com>, and <http://www.iTunes.com>.

An 'easy to sing' version can be found on the CD-ROM.

English without Frontiers

5. Happy Birthday!



5.5

Now it's your turn, 2

Objectives

The participants

- practise the months of the year;
- practise saying when their birthday is.

Materials

The participants' dictionaries
Worksheet 5.5
Equipment to project 5.5
Flip chart
Flash cards Months,

Procedure

Ask each participant in turn, when his/her birthday is. Ask them if they know the name of the month, in English. Write the names and dates on the flip chart, in English.

Together with the participants, put the names of the months that are on the flip chart, in the correct order. Fill in the missing months: January, February, etc .

Use the flash cards with the names of the months, to help the participants find the correct names ("Is it this one?"). Or: project worksheet 5.5 and fill in the names and dates.

Point to a participant, asking: "When is your birthday?". Help the participants to say the correct month. Those who can't say the month, can point to the correct month on the flip chart.


Variations

*** Help the participants to say the correct day, as well: "February 12". Or: "July 25".

Birthday Calendar	
January	July
February	August
March	September
April	October
May	November
June	December

English without Frontiers

5. Happy Birthday!



5.6

My dictionary

Objectives

The participants

- practise using their dictionary, and/or a real dictionary to find new words.

Materials

Worksheet 5.6

The participants' dictionaries

A real bilingual or picture dictionary

Catalogues, magazines, or an internet connection to on-line stores

Procedure

Ask the participants to make a list of presents, that Mike can ask for his birthday. Participants can make the list individually, in pairs, or with the whole group. They can use the catalogues and magazines for inspiration, and the dictionaries to help them find the right words.

Variations

Use role play and ask each participant to give Mike a very special, imaginary, gift. One of the participants can be Mike. Each participant will have to say: Happy birthday, Mike. I have a present for you, it is Or: my present is

Mike will then say: "thank you, I like the very much!" or you can ask the participants to improvise.



Presents for Mike

English without Frontiers

5. Happy Birthday!



5.7

Now it's your turn, 3

Objectives

Participants practise using 'I get', and 'I give'.

Materials

Flashcards of this unit, pictures of the gifts that the participants selected for Mike
A box
Flip chart

Procedure

On the flip chart, write: 'I get' 'I give'. Ask the participants if they know what these words mean.

Put the pictures or Flashcards in the box, in random order. Pick a card from the box and give it to a participant, saying: "I give you ... a postcard". Help the participant to respond with 'I get .. a postcard, thank you!'. Then, the participant can pull a card from the box and give it to another participant, saying: "I give you ... a present". The participant responds with: "I get a present, thank you!", picks a card from the box, gives it to another participant, etc.

Continue until there are no more cards in the box.

Variations

*** Teach the participants to combine the two sentences: I get .. a postcard, and now I give you ... a present!"

English without Frontiers

5. Happy Birthday!



5.8

Now it's your turn, 4

Objectives

The participants

- practise the days of the week;
- practise the words 'today', 'tomorrow', and 'yesterday'.

Materials

The participants' dictionaries
Worksheet 5.8
Equipment to project worksheet 5.8
Flip chart
Flash cards Days

Procedure

Ask the participants if they know what day it is. Can they point to the correct day, on the calendar (worksheet 5.7)? Practice the pronunciation of the words.

Say a day of the week and ask the participants to point to the correct word on the calendar.

Write the words: 'today', 'tomorrow', and 'yesterday' on the flip chart, or use the flash cards to show these words to the participants. Ask them if they know what these words mean. Practice the pronunciation of the words.

Say: "Today is Wednesday", pointing to a participant. The participant has to tell you whether this is correct, or not ('yes', or 'no', or: thumb up / thumb down). Then, pointing to another participant, you say: "Tomorrow is Sunday"... again, the participant has to tell you whether this is correct, or not. Do this, using 'today', 'tomorrow', and 'yesterday'.

Variations

Ask each participant to pull a card from the Days Flashcards, and to say the word. Then, you call out the days of the week in random order. The participants listen for 'their' word; when they hear 'their' word, they raise their flash card. Increase the speed to make the game more challenging.

Calendar:

Monday	
Tuesday	
Wednesday	
Thursday	
Friday	
Saturday	
Sunday	

English without Frontiers

5. Happy Birthday!



5.9

Watch the video, 2

Objectives

The participants

- Learn to understand and say social routines such as 'goodbye', 'hello', and 'thank you';
- try to understand personal introductions and questions that use words from unit 1-5.

Materials

Video clips unit 5: 1-5 (*), and/or 6-10 (***)
Equipment to play and project the DVD
Worksheet 5.9a, b

Optional: video camera

Procedure

In the video clips 1-5, the speakers ask the participant what the national expression is for, e.g. 'Happy Birthday'. The participant can answer in L1. In the video clips 6-10, speakers introduce themselves, using words and phrases from previous units. Participants can respond in English, or in L1 (see the scripts on worksheet 5.9a and b).

Play the video, and ask the participants to respond to the questions on the video.

Variations

Give the participants a copy of worksheet 5.9a or b. Play the video clips in random order. After each clip, ask the participants to say the number of the text that they heard.

1. Hi.
In England, when it's your birthday,
we say: Happy birthday!
What do you say, in your country?

2. Hi.
In England, when it's Christmas,
we say: Merry Christmas!
What do you say, in your country?

3. In England, when it's New Year,
we say: Happy New Year!
What do you say, in your country?

4. In England, when we get a present,
we say: Thank you!
What do you say, in your country?

5. In England,
when we make a mistake,
we say: I'm sorry!
What do you say in your country?

6. Hi, my name's Arti.
I'm 32 years old.
I was born in Africa.
But now I live in England.
What's your name,
and where do you live?

7. Hi, my name's Peter.
I'm 47 years old.
And I live in England
My favourite hobby is music.
I play the guitar and the drums.
What's your favourite hobby?

8. Hi, I'm Julia.
I live in Colchester.
I love football.
My favourite team is Manchester United.
I go to all their games.
What's your favourite team?

9. Hi, my name's Mike.
I love parties.
At parties, I like to listen to music.
Sometimes I sing,
sometimes I dance.
What do you like doing, at parties?

10. Hi, my name's Maurice.
I like singing Karaoke.
(sings)
Do you like singing Karaoke?

English without Frontiers

5. Happy Birthday!



5.10

Role play

Objectives

The participants

- practise speaking English for communicative purposes;
- practise social routines they can use at birthdays and holidays.

Materials

Worksheet 5.10

Optional: video camera

Procedure

The participants work in pairs. One participant is the reporter, the other participant is a VIP (Very Important Person): a movie star, a famous sports figure, musician.

The reporter interviews the VIP, for television. First, participants can practise, then they perform in front of the group.

Variations

Record the participants on video and watch and discuss the interviews with the participants.

My interview with

Hello, what is your name?

Do you speak English?

When is your birthday?

Who is your best friend?

What do you do, in your free time?

What is your favorite food?

Do you like dancing?

English without Frontiers

5. Happy Birthday!



5.11

Read & write

Objectives

The participants

- practise reading and writing English.

Materials

Worksheets 5.11 a-g

Procedure

Select the worksheet(s) that are appropriate for your participants, and make copies for all participants.

Explain what the participants have to do and ask the participants to complete the worksheet(s) either in class, or as homework. When all participants have completed the worksheets, discuss the answers with them.

Worksheet 5.11b: the participants can cut the words, and use the words they like, to make their own sentences. (NB: They don't have to use all the words, there is no set of 'correct' sentences).

Variations

The participants complete the worksheets at home, as homework. You discuss them during the next session.

*In a mixed abilities group, participants who cannot read and write can play a game of Memory or Mix & Match, while others work on the worksheets (for detailed instructions, see Read & write previous unit).



.....




.....




.....



.....



.....



.....

Worksheet 5.11b Write your own sentences



I like cake



Worksheet 5.11c Cut and paste your own sentences!

I like

a party

I don't like

my cat

and

my dog

tomorrow

I want

birthday

pizza

present

beer

I get

football

I give

television

Mike

dance

Jill

swim

postcard

sing

Saturday

friend

Worksheet 5.11d When do you say ?

When it's Christmas,
you say:

When it's someone's
birthday, you say:

When it's New Year,
you say:

When you get a
present, you say:

When you make a
mistake, you say:

In the morning, you
say:

In the evening, you
say:

When you go away,
you say:

.....

Good evening!

I'm sorry!

Happy birthday!

Thank you!

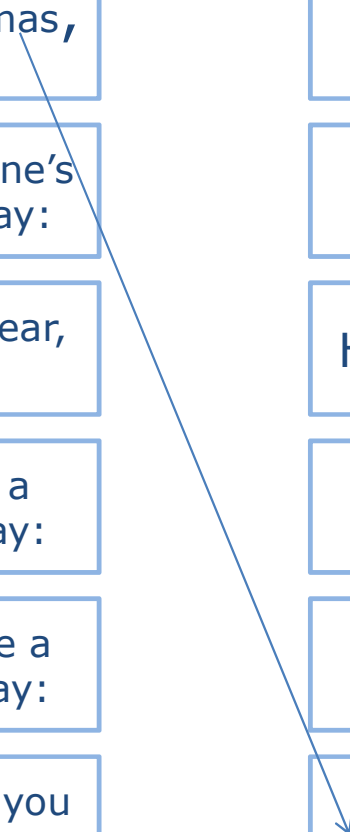
Goodbye!

Merry
Christmas!

Good morning!

.....

.....



Worksheet 5.11e Write the months in the correct order.

December	
March	
June	
August	
January	
April	
October	
September	
February	
July	
November	
May	

Worksheet 5.11f Write the days in the correct order.

Wednesday
Saturday
Monday
Sunday
Friday
Thursday
Tuesday

Write a birthday card, a letter or an email to Mike

Dear Mike,

.....

.....

.....

.....

.....

.....

.....

.....

.....

Write a birthday card, a letter or an email to Mike

Dear Mike,

.....

.....

.....

.....

.....

.....

.....

.....

.....

English without Frontiers

5. Happy Birthday!



5.12

Play a game

Objectives

The participants

- rehearse the words that they've learned in this unit;
- relax and enjoy themselves.

Materials

Flashcards for this unit

*** Flashcards from all units

Procedure

Kim's game: stick 3 Flashcards on the flip chart (or 4, 5 pictures; picture side up, or word side up). Tell the participants to close their eyes, and remove 1 Flashcard from the flip chart. Ask the participants to open their eyes and to tell you which card is missing. They have to tell you this, in English!

You can make this into a competition, with two teams competing against each other.

Variations


You can make this into a competition, with two teams competing against each other.

*** Use Flashcards from all units.

Ask one of the participants to be the games-master

English without Frontiers

5. Happy Birthday!



5.13

What do you remember, 2

Objectives

The participants

- rehearse and consolidate what they've learned in this unit;
- learn to answer questions.

Materials

Worksheet 5.13 – cut into strips
A box
Video clips Unit 5, Jill and Mike
Flashcards of this unit

Procedure

Divide the group into two teams who compete against each other.

Put all the questions in the box. Take out one question, and read it out loud. Ask team 1 if they can answer the question. If they can answer the question in English, they get 2 points. If they can answer the question in L1, they get 1 point. If they don't know the answer, the other team can try, and gets the next question.

Etc.

After the game (or if you prefer: before you start the game, play the video clips of Unit 5 again.

Ask the participants if they remember their special words / phrases from the previous lessons. Ask them, to pick a word from this lesson, to remember for next time. Ask them to write the word in their dictionary, or write it for them.

Is Peter having a party?

Why is Mike having a party?

Is Jill going to go to the party?

What are they going to do, at the party?

What is Jill going to give to Mike?

What are they going to eat, at the party?

What do people say in England, when it's your birthday?

beer




birthday




birthday
card




cake



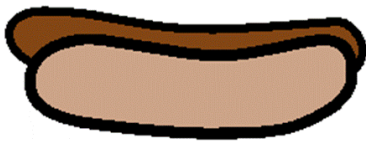
get



give



hot dog




ice cream



party




pizza




present




secret



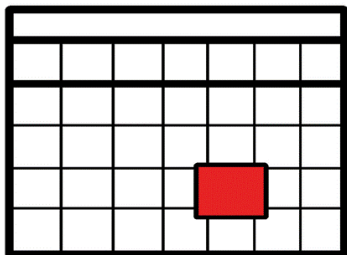
wine



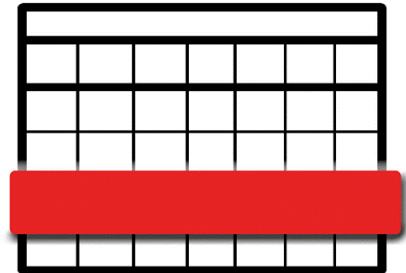
write



day




week




weekend

						Sa	Su


today



tomorrow



yesterday



Monday

Monday						
1						

Tuesday

Tuesday						
	2					

Wednesday

Wednesday						
		3				

Thursday

Thursday						
			4			

Friday

Friday						
				5		


Saturday

Saturday						
						6


Sunday

Sunday						
						7


January




February




March




April



May




June




July




August




September




October



November



December



Christmas



New Year



Birthday

